



**Coilmaster Electronics Co., Ltd.**

3F No.211, Huan Bei Rd. Chung Li District , Taoyuan City, Taiwan  
Tel : +886-3-422-8279 Fax : +886-3-452-5688

E-mail : [info@coilmaster.com.tw](mailto:info@coilmaster.com.tw)  
Web Site : [www.coilmaster.com.tw](http://www.coilmaster.com.tw)

## SDC2D14HP SERIES

### Low Profile Shielded Power Inductors

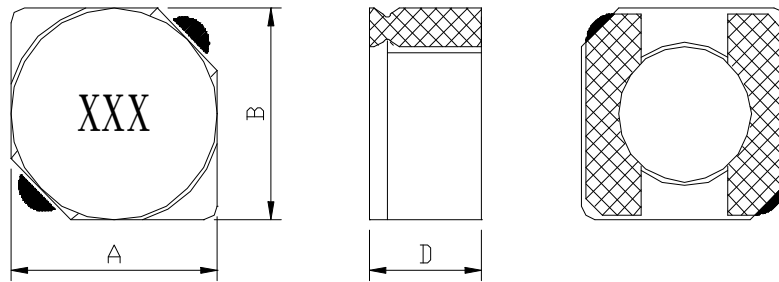


#### PART NUMBERING SYSTEM

<u>SDC</u>	<u>2D14HPS</u>	—	<u>330M</u>	—	<u>LF</u>
TYPE	DIMENSIONS		INDUCTANCE		LEAD FREE

#### SHAPES AND DIMENSIONS

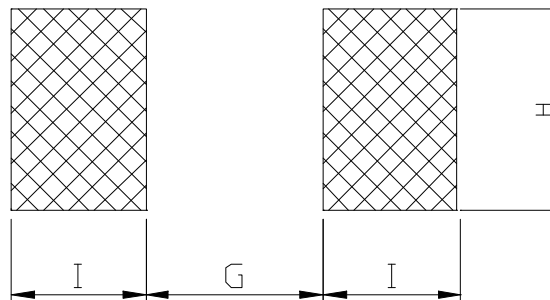
UNIT : mm



**A=3.20 max. B=3.20 max. D=1.60 max.**

#### RECOMMENDED PATTERN

UNIT : mm



**G= 1.02 H= 3.3 I = 1.14**

#### FEATURES

- Compact, low profile shielded power inductor ( 1.6mm max. height ) and 3.2mm max. square.
- Magnetically shielded and low DC resistance .
- Ideal for high-density applications .
- RoHS-compliant. 260°C compatible .



**Coilmaster Electronics Co., Ltd.**

3F No.211, Huan Bei Rd. Chung Li District , Taoyuan City, Taiwan

Tel : +886-3-422-8279

Fax : +886-3-452-5688

E-mail : [info@coilmaster.com.tw](mailto:info@coilmaster.com.tw)

Web Site : [www.coilmaster.com.tw](http://www.coilmaster.com.tw)

## SDC2D14HP SERIES

### Low Profile Shielded Power Inductors



#### ELECTRICAL CHARACTERISTICS :

PART NUMBER	INDUCTANCE ( $\mu$ H)	DCR ( $\Omega$ ) (Max.)	Isat (A)	Irms (A)	TEST FREQ. (freq.)
SDC2D14HPS-1R0N-LF	1.00 $\pm$ 30%	0.075	2.0	1.4	100KHz
SDC2D14HPS-1R5N-LF	1.50 $\pm$ 30%	0.100	1.8	1.3	100KHz
SDC2D14HPS-1R8N-LF	1.80 $\pm$ 30%	0.100	1.5	1.1	100KHz
SDC2D14HPS-2R2N-LF	2.20 $\pm$ 30%	0.110	1.5	1.1	100KHz
SDC2D14HPS-3R3N-LF	3.30 $\pm$ 30%	0.130	1.3	1.0	100KHz
SDC2D14HPS-4R7N-LF	4.70 $\pm$ 30%	0.200	1.1	0.90	100KHz
SDC2D14HPS-6R8N-LF	6.80 $\pm$ 30%	0.300	0.91	0.68	100KHz
SDC2D14HPS-100M-LF	10 $\pm$ 20%	0.440	0.65	0.55	100KHz
SDC2D14HPS-150M-LF	15 $\pm$ 20%	0.700	0.55	0.44	100KHz
SDC2D14HPS-180M-LF	18 $\pm$ 20%	0.750	0.53	0.43	100KHz
SDC2D14HPS-220M-LF	22 $\pm$ 20%	0.825	0.49	0.42	100KHz
SDC2D14HPS-330M-LF	33 $\pm$ 20%	1.30	0.42	0.35	100KHz
SDC2D14HPS-470M-LF	47 $\pm$ 20%	1.55	0.32	0.30	100KHz
SDC2D14HPS-680M-LF	68 $\pm$ 20%	2.25	0.28	0.25	100KHz
SDC2D14HPS-101M-LF	100 $\pm$ 20%	3.4	0.23	0.19	100KHz
SDC2D14HPS-121M-LF	120 $\pm$ 20%	4.6	0.20	0.17	100KHz
SDC2D14HPS-151M-LF	150 $\pm$ 20%	6.1	0.18	0.15	100KHz
SDC2D14HPS-181M-LF	180 $\pm$ 20%	8.6	0.16	0.13	100KHz
SDC2D14HPS-221M-LF	220 $\pm$ 20%	9.5	0.15	0.11	100KHz
SDC2D14HPS-331M-LF	330 $\pm$ 20%	22.0	0.10	0.088	100KHz

- Isat: For inductance values  $\geq 10 \mu$ H, DC current at which the inductance drops 20% (max) from its value without current. For inductance values  $< 10 \mu$ H, DC current at which the inductance drops 30% (max) from its value without current.
- I rms: The actual current when temperature of coil become  $\Delta 40^\circ\text{C}$ . (  $T_a = +25^\circ\text{C}$  )
- Operating temperature range :  $-40^\circ\text{C}$  to  $+125^\circ\text{C}$
- Packing : 13" reel, machine-ready ,embossed plastic tape ( 3,500 parts per full reel).

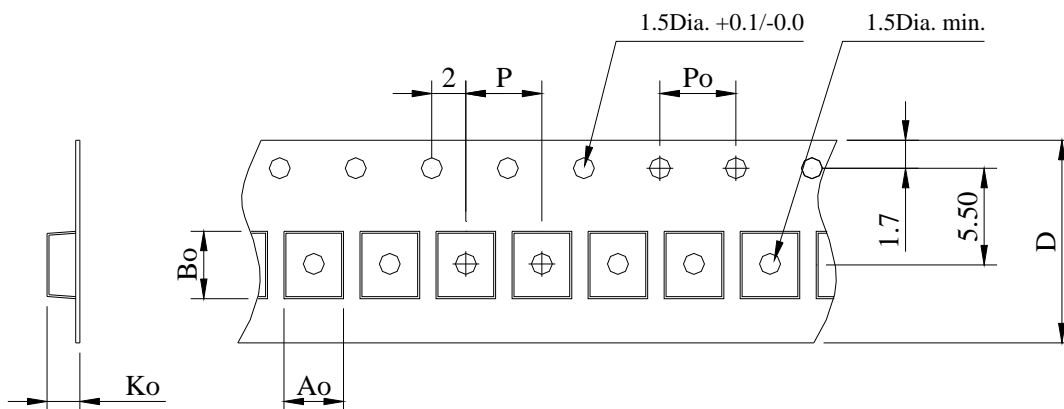


## SDC2D14HP SERIES

### Low Profile Shielded Power Inductors



#### PACKAGING SPECIFICATION



STAYLE	Q' TY (PCS)	DIMENSIONS (m/m)					
		Ao	Bo	Ko	P	Po	D±0.3
13"	3,500	3.30	3.30	1.80	8.00	4.00	12.0